



GERMICIDAL STERILIZATION LAMP JF 001-20

An effective tool to fight bacteria and viruses



www.air-clean.sk






Wi-Fi connection



Control via the mobile application



Variable installation



Ozone cleaning

Germicidal Sterilization Lamp JF 001-20

A germicidal sterilization lamp JF 001-20 is a lamp emitting UV-C lighting due to the UV-C germicidal tube.

The lamp is made on the basis of a standard tube module and with the built-in control **Wi-Fi module**, the lamp becomes a sterilization lamp, which can be directly controlled both from the lamp – switch on/off with the button, as well as it can be switched on/off and the timing easily controlled by using a free application **eWeLink** on your smartphone via **Google Play** or **App Store**, tablet or computer – via Wi-Fi at the place of installation **anywhere in the world**.

If the lamp is moved to another Wi-Fi zone, it can be easily reconfigured using the application for a new position. With eWeLink, it is possible to control a **number of such lamps at once**, as long as they are configured on the same network. This way, it is possible to switch on/off the lamp remotely without any human presence, so there is no risk that the lamp can directly irradiate a person handling it, it is possible to time its operation as well as to set repeated switching on at a certain time. It protects the sight of a person handling the lamp from its exposure.

The lamp also works in places where there is no Wi-Fi available, simply by pressing the control button – on a **manual** instruction. The sterilization begins by switching the lamp on in a place to be sterilized.





Exposure to UV-C Lamp

Exposure time in a sterilized room is recommended to be at least **90 min.** for a room up to **80 m²**. Do not forget to use the lamp in accordance to the requirements indicated on the device! Do not look directly to the UV fluorescent tube, do not irradiate the skin. Humans and animals should leave the room prior to switching on the device. Plants should also be removed. When finished, ventilate the room for about 20-30 min.

Ozone – O₃

If you do not ventilate the room, ozone O₃ in the room is decomposed to oxygen O₂ within one hour. The residuals of undecomposed ozone can be smelled by a strong characteristic aroma, which is known after summer storms and when staying in the sunny mountains mainly in winter. The residual smell in the room disappears after a short time.

Ozone O₃ is heavier than air and therefore sinks down the room, **disinfecting the objects** it hits. It **penetrates into fabrics and upholstery**, killing the mites this way. Ozone is the most effective disinfectant on a natural basis we know and no waste is generated from it.

By the effect of UV-C lamp only a necessary and insignificant – not dangerous amount of ozone is produced, and with the recommended exposure of the room by ozone O₃, there is **no risk of any harm** to human health. The effect of small doses of ozone is in treatment called **Ozone Therapy**. It is possible to encounter it also in solariums.

However, microbes and harmful microorganisms no longer survive even with such low levels of ozone exposure. Ozone removes, through its action, among other things, also a number of known unpleasant smells. The effect of ozone O₃ on microorganisms is calculated in seconds, it works **very quickly and effectively**, as soon as the third atom of ozone O₃ performs its oxidating duties, it is decomposed to ordinary oxygen O₂.

Application Settings eWeLink

Sign into a Wi-Fi network.

Plug the lamp in and press the rocker switch to position I.

Install the application EWeLink from Google Play or App Store, to your smartphone, tablet or PC.

Launch the application EWeLink and create an account in the application. Start pairing the device by pushing the white control button DIR on the germicidal sterilization lamp for 7 to 8 seconds.

Follow the instruction in the app – press plus (+) to add a new device and push a quick pairing, enter the password to your Wi-Fi network, choose a lamp name and wait a moment for the pairing process to complete.

In the application, it is possible to control a number of devices from one screen with different set switching modes.



Sterilization Lamp Control

A.) Switch position I.

Plug the sterilization lamp into an electrical outlet. Switch on the lamp with the rocker switch I/O/II to position I. Wait a few seconds for the device driver to load. The lamp can be switched on by briefly pushing the white control button DIR. The lamp is switched off by pushing the same DIR button again.

When the sterilization lamp is switched on with the rocker switch to position I, it can also be controlled by using the eWeLink app on the screen of your device. Select the timing mode and adjust the switching on/off of the lamp via the app according to your requirements.

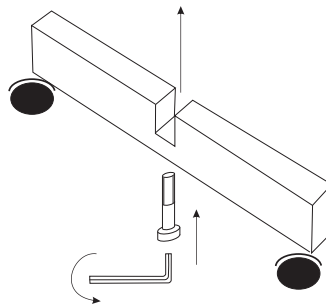
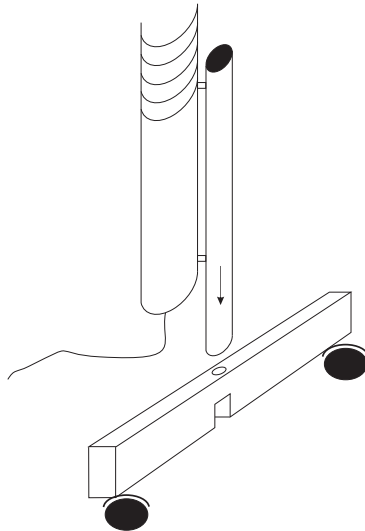
If the lamp is moved to another unregistered Wi-Fi network, it is necessary to pair the lamp with the eWeLink app on your mobile device again.

B.) Switch position II.

Switch on the lamp with the rocker switch I/O/II to position II. In this switch position, the lamp is immediately in operation. In this way, the lamp can also be controlled by a plug-in timer inserted directly into an electrical outlet in front of the mains power cable. This mode is intended for locations with no Wi-Fi network and so there is a possibility to control the lamp using pre-set plug-in timers or otherwise switched circuits. In the switch position II, it is not possible to control the lamp via the eWeLink app and the DIR button is inactive!

Lamp base assembly instructions

Note: The UV-C tube is already mounted in the lamp.



Microorganisms	Exposure [s]	Dose [μ W]
Bacterium		
Bacillus (vegetative)		
Bacillus anthracis	50	4500
Bacillus Megatherium	14	1300
Bacillus paratyphosus	36	3200
Bacillus subtilis 58	64	5800
Bacillus (spore)		
Bacillus Megatherium	30	2700
Bacillus subtilis	133	12000
Bacillus anthracis	50	4500
Bacillus subtilis (ATCC6633)	406	36 500
Bacillus subtilis	12	1100
Bac. sub. spore (ATCC6633)	169	15 200
Campylobacter jejuni	32	2900
Clostridium tetani	144	13 000
Coryneb. diphtheria	38	3400
Citrob. freundii (ATCC8090)	47	4200
Enterob. cloaca (ATCC13047)	71	6400

Microorganisms	Exposure [s]	Dose [μW]
Escherichia coli		
Escherichia coli	33	3000
Escherichia coli (in the Air)	8	700
Escherichia coli (in the Water)	60	5400
Escherichia coli (ATCC 11229)	28	2500
Salmonella		
Salmonella typhimurium	89	8000
Salmonella enteritidis	44	4000
Salmonella typhi	23	2100
Serratia marcescens	36	3200
Shigella paradysenteriae	19	1700
Staphylococcus		
Staphylococcus albus	20	1800
Staphylococcus aureus	29	2600
Staphylococcus epidermis	122	11 000
Streptococcus		
Streptococcus haemolyticus	24	2200
Streptococcus lactis	69	6200
Streptococcus viridans	22	2000

Microorganisms	Exposure [s]	Dose [μW]
Streptococcus fecalis (ATCC29212)	72	6500
Streptococcus fecalis	61	5500
Streptococcus pyogenes	24	2200
Streptococcus salivarius	22	2000
Streptococcus albus 18	20	1800
Vibrio	27	1500
Yersinia enterocolitica	17	1500
DNA-Viruses		
Paramyxovirus		
Sinidbis virus	61	5500
Newcastle Disease	17	1500
Orthomyxovirus	39	3500
Influenza	39	3500
HIV (Lentiv)		
HIV (HTLVII)	667	60 000
HIV (Sup T1)	1611	145 000
HIV (H9)	2667	240 000
HIV (PHA-stim. PBL)	1444	130 000

Microorganisms**Exposure [s]****Dose [μ W]****Phages****Bacteriophage**

Bacteriophage subt. phage SP02c12	167	15 000
Bacteriophage subt. phage SPP1	217	19 500
Bacteriophage subt. phage 29	78	7000
Bacteriophage F specific	324	29 200
Coliphage f2	344	31 000
Steph. phage A994	72	6500

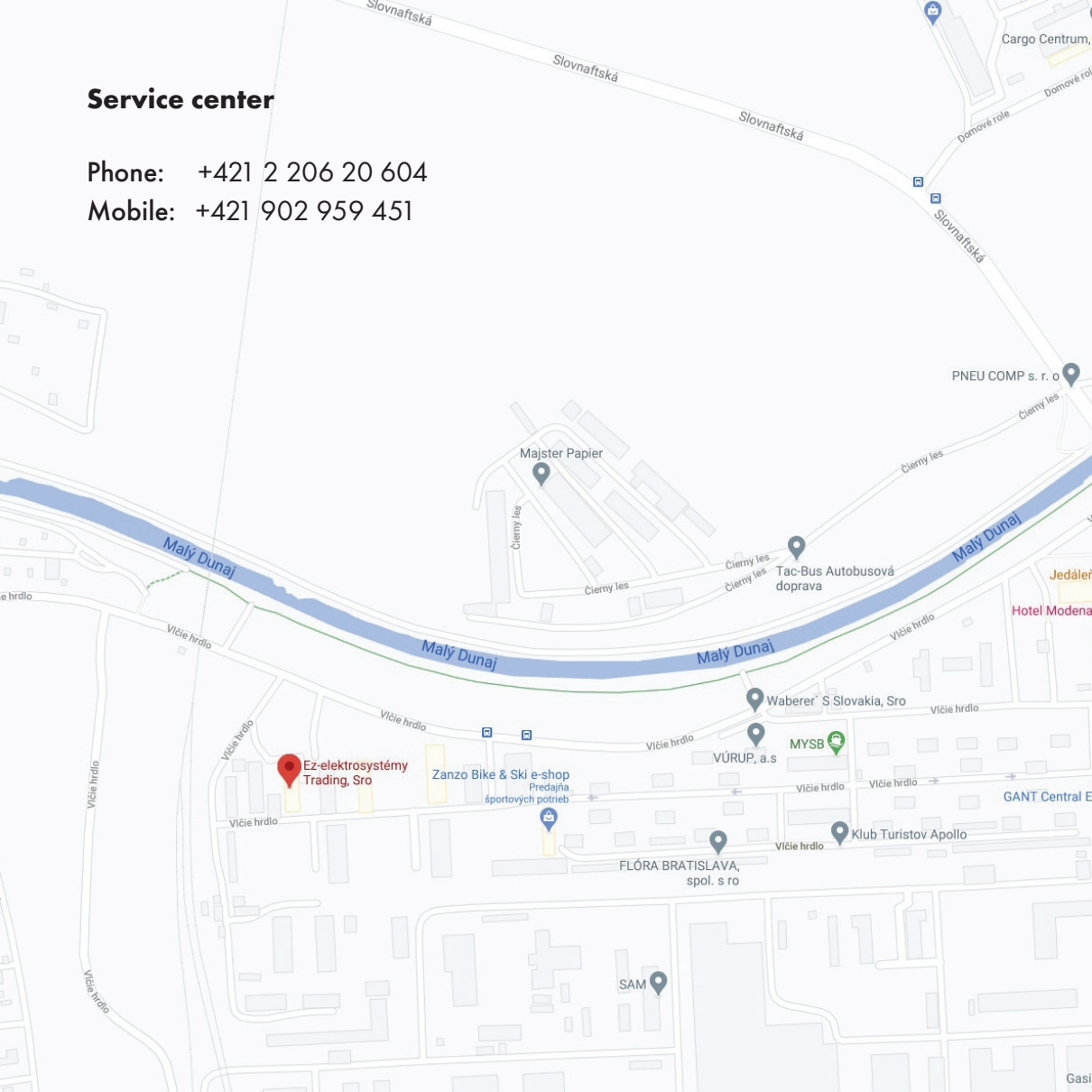
Yeasts

Oospora lactis	56	5000
Saccharomyces cerevisiae	73	6600
Saccharomyces ellipsoideus	67	6000
Saccharomyces sp.	89	8000

Service center

Phone: +421 2 206 20 604

Mobile: +421 902 959 451



The background is a solid blue color with a complex pattern of white, semi-transparent geometric lines and circles. The lines are of varying thickness and form a network of paths, some straight and some with sharp angles. The circles are also semi-transparent and vary in size, scattered across the composition. The overall effect is a clean, modern, and technical aesthetic.

www.air-clean.sk